

REFUGEN



LUXBRIDGE
INTERNATIONAL REALTY

PRESENTS

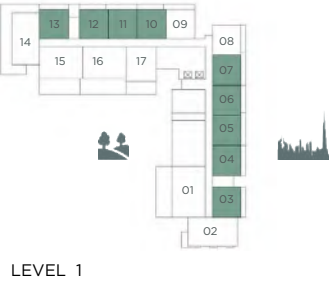
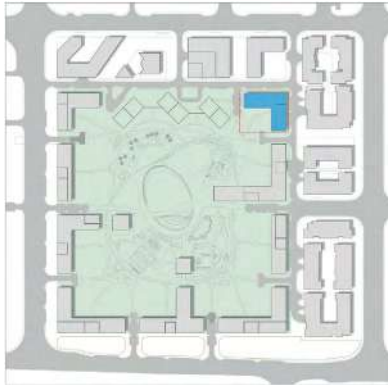
CENTRAL PARK

CITY WALK

VIRIDIAN
FLOOR PLANS

VIRIDIAN

1 BEDROOM
APARTMENT TYPE A1
LEVEL 1



LEVEL 1

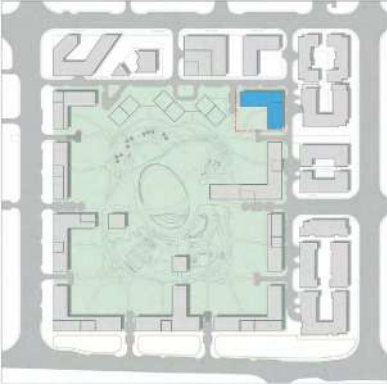
UNIT NO.	SUITE AREA		BALCONY AREA		TOTAL AREA	
	SQM	SQFT	SQM	SQFT	SQM	SQFT
103	56.47	607.84	11.03	118.73	67.50	726.57
104(M)	56.62	609.45	11.03	118.73	67.65	728.18
105 107	56.62	609.45	11.77	126.69	68.39	736.14
106(M) 110(M)	56.62	609.45	9.83	105.81	66.45	715.26
111	56.62	609.45	11.76	126.58	68.38	736.04
112(M)	56.65	609.78	10.03	107.96	66.68	717.74
113(M)	56.65	609.78	11.03	118.73	67.68	728.50

UNITS DENOTED AS "M" ARE MIRRORED IN REALITY FROM WHAT IS SHOWN ON THE PLAN

DISCLAIMER: PLANS, DETAILS AND UNIT ORIENTATION INCLUDED ARE INDICATIVE ONLY AND ARE SUBJECT TO CHANGE BY THE DEVELOPER/SELLER AT ITS SOLE DISCRETION WITHOUT NOTICE AND/OR LIABILITY. ALL IMAGES, INCLUDING FEATURES, FINISHES, FURNISHINGS, VIEW AND SCALE ARE ILLUSTRATIVE ONLY. FINAL AREAS, ORIENTATION,DIMENSIONS, LAYOUT AND MATERIALS MAY DIFFER FROM THOSE STATED

VIRIDIAN

1 BEDROOM
APARTMENT TYPE A2
LEVEL 2 - 7



LEVEL 7



LEVEL 2 - 6

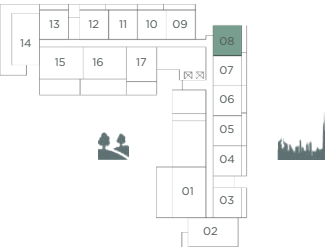
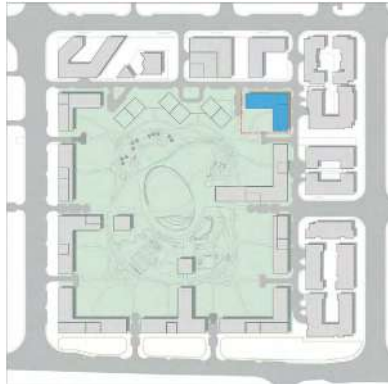
UNIT NO.	SUITE AREA		BALCONY AREA		TOTAL AREA	
	SQM	SQFT	SQM	SQFT	SQM	SQFT
205	56.47	607.84	6.03	64.91	62.50	672.74
206(M) 207 208(M)	56.62	609.45	6.19	66.63	62.81	676.08
209 212(M) 213						
306(M) 307 308(M)						
309 312(M) 313						
406(M) 407 408(M)						
409 412(M) 413						
506(M) 507 508(M)						
509 512(M) 513						
606(M) 607 608(M)						
609 612(M) 613						
705(M) 706 707(M)	56.65	609.78	6.03	64.91	62.68	674.68
708 711(M) 712						
214(M) 215(M)	56.65	609.78	6.03	64.91	62.68	674.68
305 405 605	56.47	607.84	5.53	59.52	62.00	667.36
314(M) 414(M) 514(M)	56.65	609.78	5.60	60.28	62.25	670.05
614(M)	56.65	609.78	5.63	60.60	62.28	670.38
315(M) 415(M) 515(M)						
615(M)	56.47	607.84	5.54	59.63	62.01	667.47
505						
704	56.47	607.84	5.97	64.26	62.44	672.10
713	56.65	609.78	6.10	65.66	62.75	675.44
714	56.77	611.07	6.03	64.91	62.80	675.97

UNITS DENOTED AS "M" ARE MIRRORED IN REALITY FROM WHAT IS SHOWN ON THE PLAN

DISCLAIMER: PLANS, DETAILS AND UNIT ORIENTATION INCLUDED ARE INDICATIVE ONLY AND ARE SUBJECT TO CHANGE BY THE DEVELOPER/SELLER AT ITS SOLE DISCRETION WITHOUT NOTICE AND/OR LIABILITY. ALL IMAGES, INCLUDING FEATURES, FINISHES, FURNISHINGS, VIEW AND SCALE ARE ILLUSTRATIVE ONLY. FINAL AREAS, ORIENTATION,DIMENSIONS, LAYOUT AND MATERIALS MAY DIFFER FROM THOSE STATED

VIRIDIAN

1 BEDROOM
APARTMENT TYPE B1
LEVEL 1



LEVEL 1

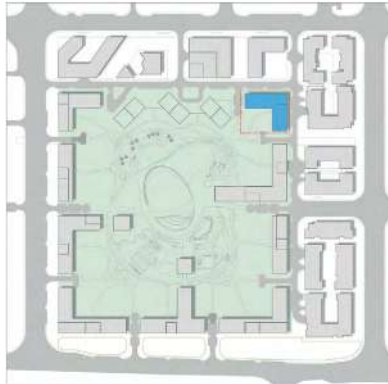
UNIT NO.	SUITE AREA		BALCONY AREA		TOTAL AREA	
	SQM	SQFT	SQM	SQFT	SQM	SQFT
108	57.51	619.03	9.47	101.93	66.98	720.97

UNITS DENOTED AS "M" ARE MIRRORED IN REALITY FROM WHAT IS SHOWN ON THE PLAN

DISCLAIMER: PLANS, DETAILS AND UNIT ORIENTATION INCLUDED ARE INDICATIVE ONLY AND ARE SUBJECT TO CHANGE BY THE DEVELOPER/SELLER AT ITS SOLE DISCRETION WITHOUT NOTICE AND/OR LIABILITY. ALL IMAGES, INCLUDING FEATURES, FINISHES, FURNISHINGS, VIEW AND SCALE ARE ILLUSTRATIVE ONLY. FINAL AREAS, ORIENTATION,DIMENSIONS, LAYOUT AND MATERIALS MAY DIFFER FROM THOSE STATED

VIRIDIAN

1 BEDROOM
APARTMENT TYPE B2
LEVEL 1



LEVEL 1

UNIT NO.	SUITE AREA		BALCONY AREA		TOTAL AREA	
	SQM	SQFT	SQM	SQFT	SQM	SQFT
109	57.37	617.53	11.32	121.85	68.69	739.37

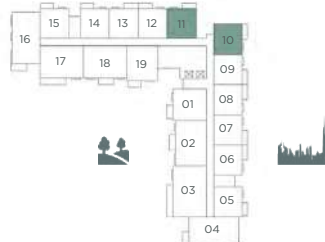
UNITS DENOTED AS "M" ARE MIRRORED IN REALITY FROM WHAT IS SHOWN ON THE PLAN

DISCLAIMER: PLANS, DETAILS AND UNIT ORIENTATION INCLUDED ARE INDICATIVE ONLY AND ARE SUBJECT TO CHANGE BY THE DEVELOPER/SELLER AT ITS SOLE DISCRETION WITHOUT NOTICE AND/OR LIABILITY. ALL IMAGES, INCLUDING FEATURES, FINISHES, FURNISHINGS, VIEW AND SCALE ARE ILLUSTRATIVE ONLY. FINAL AREAS, ORIENTATION,DIMENSIONS, LAYOUT AND MATERIALS MAY DIFFER FROM THOSE STATED

VIRIDIAN



LEVEL 7



LEVEL 2 - 6



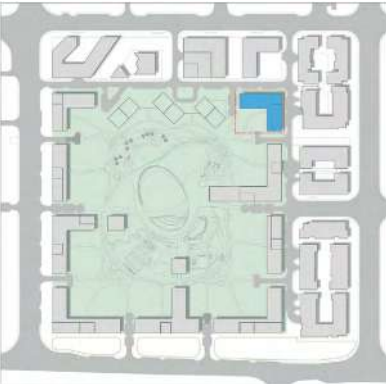
UNIT NO.	SUITE AREA		BALCONY AREA		TOTAL AREA	
	SQM	SQFT	SQM	SQFT	SQM	SQFT
210(M)	57.42	618.06	5.80	62.43	63.22	680.49
211	57.37	617.53	5.88	63.29	63.25	680.82
310(M) 410(M) 510(M)	57.42	618.06	6.00	64.58	63.42	682.65
610(M)						
311 411 511	57.37	617.53	5.81	62.54	63.18	680.06
611						
709(M)	57.42	618.06	6.03	64.91	63.45	682.97
710	57.37	617.53	5.84	62.86	63.21	680.39

UNITS DENOTED AS "M" ARE MIRRORED IN REALITY FROM WHAT IS SHOWN ON THE PLAN

DISCLAIMER: PLANS, DETAILS AND UNIT ORIENTATION INCLUDED ARE INDICATIVE ONLY AND ARE SUBJECT TO CHANGE BY THE DEVELOPER/SELLER AT ITS SOLE DISCRETION WITHOUT NOTICE AND/OR LIABILITY. ALL IMAGES, INCLUDING FEATURES, FINISHES, FURNISHINGS, VIEW AND SCALE ARE ILLUSTRATIVE ONLY. FINAL AREAS, ORIENTATION,DIMENSIONS, LAYOUT AND MATERIALS MAY DIFFER FROM THOSE STATED

1 BEDROOM

APARTMENT TYPE B3
LEVEL 2 TO 7



VIRIDIAN



LEVEL 1



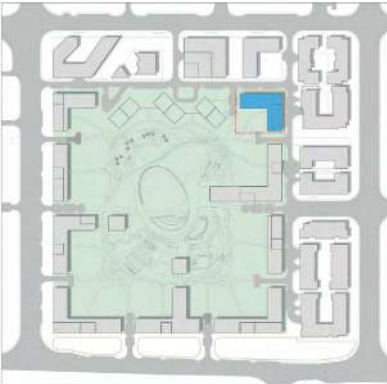
UNIT NO.	SUITE AREA		BALCONY AREA		TOTAL AREA	
	SQM	SQFT	SQM	SQFT	SQM	SQFT
117	70.66	760.58	28.32	304.83	98.98	1,065.41

UNITS DENOTED AS "M" ARE MIRRORED IN REALITY FROM WHAT IS SHOWN ON THE PLAN

DISCLAIMER: PLANS, DETAILS AND UNIT ORIENTATION INCLUDED ARE INDICATIVE ONLY AND ARE SUBJECT TO CHANGE BY THE DEVELOPER/SELLER AT ITS SOLE DISCRETION WITHOUT NOTICE AND/OR LIABILITY. ALL IMAGES, INCLUDING FEATURES, FINISHES, FURNISHINGS, VIEW AND SCALE ARE ILLUSTRATIVE ONLY. FINAL AREAS, ORIENTATION,DIMENSIONS, LAYOUT AND MATERIALS MAY DIFFER FROM THOSE STATED

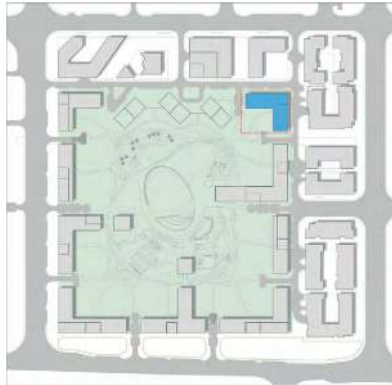
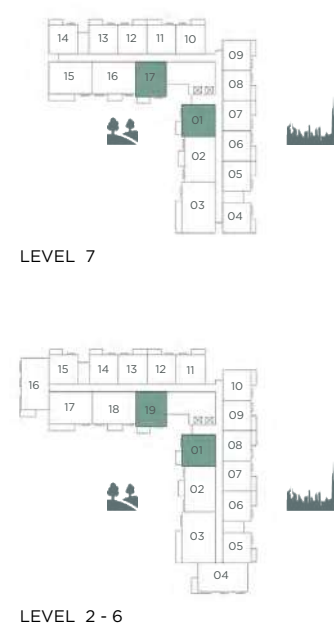
1 BEDROOM

APARTMENT TYPE C1
LEVEL 1



VIRIDIAN

1 BEDROOM
APARTMENT TYPE C2
LEVEL 2 - 7



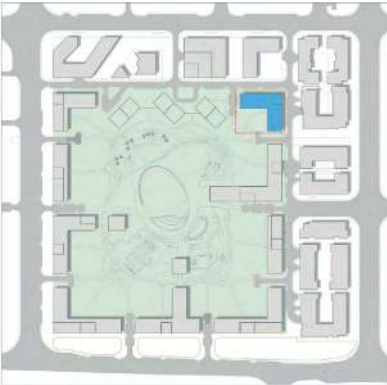
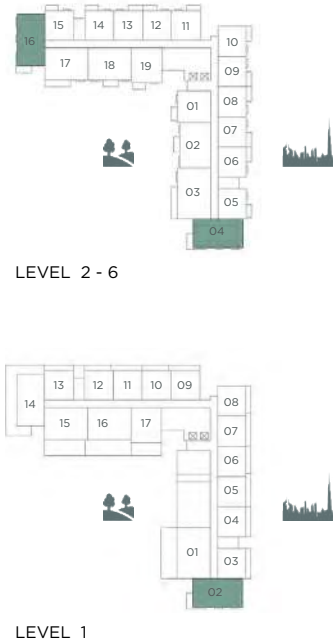
UNIT NO.	SUITE AREA		BALCONY AREA		TOTAL AREA	
	SQM	SQFT	SQM	SQFT	SQM	SQFT
201(M)	70.48	758.64	6.81	73.30	77.29	831.94
219	70.66	760.58	6.81	73.30	77.47	833.88
301(M) 401(M) 501(M)	70.48	758.64	6.80	73.19	77.28	831.83
601(M) 701(M)						
319 419 519	70.66	760.58	6.80	73.19	77.46	833.77
619 717						

UNITS DENOTED AS "M" ARE MIRRORED IN REALITY FROM WHAT IS SHOWN ON THE PLAN

DISCLAIMER: PLANS, DETAILS AND UNIT ORIENTATION INCLUDED ARE INDICATIVE ONLY AND ARE SUBJECT TO CHANGE BY THE DEVELOPER/SELLER AT ITS SOLE DISCRETION WITHOUT NOTICE AND/OR LIABILITY. ALL IMAGES, INCLUDING FEATURES, FINISHES, FURNISHINGS, VIEW AND SCALE ARE ILLUSTRATIVE ONLY. FINAL AREAS, ORIENTATION,DIMENSIONS, LAYOUT AND MATERIALS MAY DIFFER FROM THOSE STATED

VIRIDIAN

2 BEDROOM
APARTMENT TYPE A1
LEVEL 1 - 6



UNIT NO.	SUITE AREA		BALCONY AREA		TOTAL AREA	
	SQM	SQFT	SQM	SQFT	SQM	SQFT
102	96.77	1,041.62	10.11	108.82	106.88	1,150.45
204	96.77	1,041.62	10.29	110.76	107.06	1,152.38
216(M)	96.62	1,040.01	10.40	111.94	107.02	1,151.95
304 404 504	96.77	1,041.62	10.27	110.55	107.04	1,152.17
604						
316(M)	96.71	1,040.98	10.60	114.10	107.31	1,155.08
416(M) 516(M) 616(M)	96.62	1,040.01	10.62	114.31	107.24	1,154.32

UNITS DENOTED AS "M" ARE MIRRORED IN REALITY FROM WHAT IS SHOWN ON THE PLAN

DISCLAIMER: PLANS, DETAILS AND UNIT ORIENTATION INCLUDED ARE INDICATIVE ONLY AND ARE SUBJECT TO CHANGE BY THE DEVELOPER/SELLER AT ITS SOLE DISCRETION WITHOUT NOTICE AND/OR LIABILITY. ALL IMAGES, INCLUDING FEATURES, FINISHES, FURNISHINGS, VIEW AND SCALE ARE ILLUSTRATIVE ONLY. FINAL AREAS, ORIENTATION,DIMENSIONS, LAYOUT AND MATERIALS MAY DIFFER FROM THOSE STATED

VIRIDIAN

2 BEDROOM
APARTMENT TYPE A2
LEVEL 1



VIRIDIAN

2 BEDROOM
APARTMENT TYPE B1
LEVEL 1

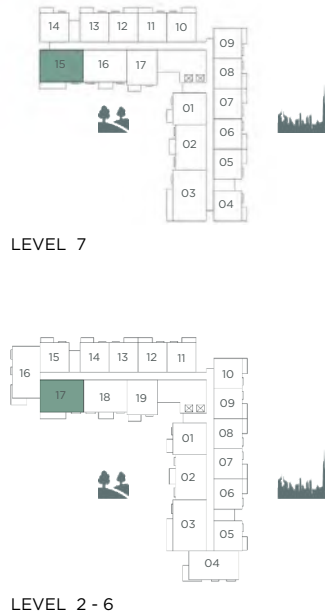


DISCLAIMER: PLANS, DETAILS AND UNIT ORIENTATION INCLUDED ARE INDICATIVE ONLY AND ARE SUBJECT TO CHANGE BY THE DEVELOPER/SELLER AT ITS SOLE DISCRETION WITHOUT NOTICE AND/OR LIABILITY. ALL IMAGES, INCLUDING FEATURES, FINISHES, FURNISHINGS, VIEW AND SCALE ARE ILLUSTRATIVE ONLY. FINAL AREAS, ORIENTATION, DIMENSIONS, LAYOUT AND MATERIALS MAY DIFFER FROM THOSE STATED

DISCLAIMER: PLANS, DETAILS AND UNIT ORIENTATION INCLUDED ARE INDICATIVE ONLY AND ARE SUBJECT TO CHANGE BY THE DEVELOPER/SELLER AT ITS SOLE DISCRETION WITHOUT NOTICE AND/OR LIABILITY. ALL IMAGES, INCLUDING FEATURES, FINISHES, FURNISHINGS, VIEW AND SCALE ARE ILLUSTRATIVE ONLY. FINAL AREAS, ORIENTATION, DIMENSIONS, LAYOUT AND MATERIALS MAY DIFFER FROM THOSE STATED

VIRIDIAN

2 BEDROOM
APARTMENT TYPE B2
LEVEL 2 - 7



UNIT NO.	SUITE AREA		BALCONY AREA		TOTAL AREA	
	SQM	SQFT	SQM	SQFT	SQM	SQFT
217 317 417	94.30	1,015.04	12.79	137.67	107.09	1,152.71
517 617	94.40	1,016.11	12.83	138.10	107.23	1,154.21

UNITS DENOTED AS "M" ARE MIRRORED IN REALITY FROM WHAT IS SHOWN ON THE PLAN

VIRIDIAN

2 BEDROOM
APARTMENT TYPE C1
LEVEL 1



UNIT NO.	SUITE AREA		BALCONY AREA		TOTAL AREA	
	SQM	SQFT	SQM	SQFT	SQM	SQFT
116	92.96	1,000.61	50.45	543.04	143.41	1,543.65

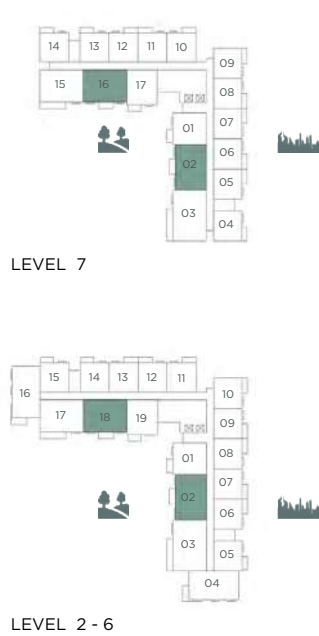
UNITS DENOTED AS "M" ARE MIRRORED IN REALITY FROM WHAT IS SHOWN ON THE PLAN

DISCLAIMER: PLANS, DETAILS AND UNIT ORIENTATION INCLUDED ARE INDICATIVE ONLY AND ARE SUBJECT TO CHANGE BY THE DEVELOPER/SELLER AT ITS SOLE DISCRETION WITHOUT NOTICE AND/OR LIABILITY. ALL IMAGES, INCLUDING FEATURES, FINISHES, FURNISHINGS, VIEW AND SCALE ARE ILLUSTRATIVE ONLY. FINAL AREAS, ORIENTATION,DIMENSIONS, LAYOUT AND MATERIALS MAY DIFFER FROM THOSE STATED

DISCLAIMER: PLANS, DETAILS AND UNIT ORIENTATION INCLUDED ARE INDICATIVE ONLY AND ARE SUBJECT TO CHANGE BY THE DEVELOPER/SELLER AT ITS SOLE DISCRETION WITHOUT NOTICE AND/OR LIABILITY. ALL IMAGES, INCLUDING FEATURES, FINISHES, FURNISHINGS, VIEW AND SCALE ARE ILLUSTRATIVE ONLY. FINAL AREAS, ORIENTATION,DIMENSIONS, LAYOUT AND MATERIALS MAY DIFFER FROM THOSE STATED

VIRIDIAN

2 BEDROOM
APARTMENT TYPE C2
LEVEL 2 - 7

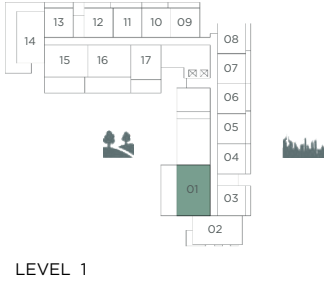


UNIT NO.	SUITE AREA		BALCONY AREA		TOTAL AREA	
	SQM	SQFT	SQM	SQFT	SQM	SQFT
202(M) 218 402(M)	92.96	1,000.61	8.83	95.05	101.79	1,095.66
418 602(M) 702(M)						
716	92.96	1,000.61	8.82	94.94	101.78	1,095.55
302(M) 318 502(M)						
518 618						

UNITS DENOTED AS "M" ARE MIRRORED IN REALITY FROM WHAT IS SHOWN ON THE PLAN

VIRIDIAN

2 BEDROOM
APARTMENT TYPE D1
LEVEL 1

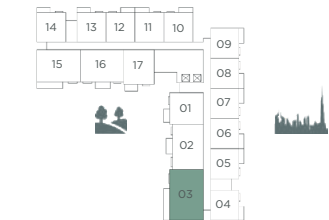


UNIT NO.	SUITE AREA		BALCONY AREA		TOTAL AREA	
	SQM	SQFT	SQM	SQFT	SQM	SQFT
101	115.41	1,242.26	56.53	608.48	171.94	1,850.75

UNITS DENOTED AS "M" ARE MIRRORED IN REALITY FROM WHAT IS SHOWN ON THE PLAN

DISCLAIMER: PLANS, DETAILS AND UNIT ORIENTATION INCLUDED ARE INDICATIVE ONLY AND ARE SUBJECT TO CHANGE BY THE DEVELOPER/SELLER AT ITS SOLE DISCRETION WITHOUT NOTICE AND/OR LIABILITY. ALL IMAGES, INCLUDING FEATURES, FINISHES, FURNISHINGS, VIEW AND SCALE ARE ILLUSTRATIVE ONLY. FINAL AREAS, ORIENTATION,DIMENSIONS, LAYOUT AND MATERIALS MAY DIFFER FROM THOSE STATED

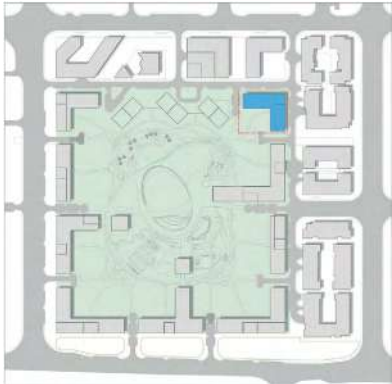
DISCLAIMER: PLANS, DETAILS AND UNIT ORIENTATION INCLUDED ARE INDICATIVE ONLY AND ARE SUBJECT TO CHANGE BY THE DEVELOPER/SELLER AT ITS SOLE DISCRETION WITHOUT NOTICE AND/OR LIABILITY. ALL IMAGES, INCLUDING FEATURES, FINISHES, FURNISHINGS, VIEW AND SCALE ARE ILLUSTRATIVE ONLY. FINAL AREAS, ORIENTATION,DIMENSIONS, LAYOUT AND MATERIALS MAY DIFFER FROM THOSE STATED



LEVEL 7



LEVEL 2 - 6



UNIT NO.	SUITE AREA		BALCONY AREA		TOTAL AREA	
	SQM	SQFT	SQM	SQFT	SQM	SQFT
203	115.43	1,242.48	15.15	163.07	130.58	1,405.55
303 403 503	115.43	1,242.48	15.19	163.50	130.62	1,405.98
603						
703	115.44	1,242.59	15.15	163.07	130.59	1,405.66

UNITS DENOTED AS "M" ARE MIRRORED IN REALITY FROM WHAT IS SHOWN ON THE PLAN

